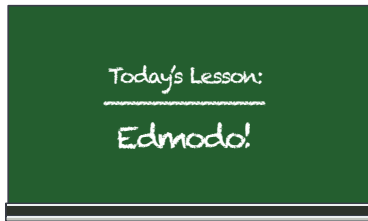




A teacher's guide to
Edmodo



edmodo.com

We're happy
to help!



Have questions about Edmodo?

The best advice comes from people who've been there. With resources created by real teachers, our Help Center is here to offer you real support.

support.edmodo.com



edmodo.com



© 2015 Edmodo, Inc. All rights reserved. iPad® is a trademark of Apple Inc., registered in the U.S. and other countries. Android is a trademark of Google Inc. Windows is a registered trademark of Microsoft Corporation in the United States and other countries.

You're ready to harness the power of technology in your classroom.

Edmodo is here to be your trusty sidekick.

We think educators are superheroes in disguise and want to help you save the day when you're out there doing a world of good. The world's leading K-12 network, Edmodo empowers you to build relationships with your students in an environment they know and love, collaborate with other teachers to improve learning outcomes, and discover new resources that unlock the full potential of your classroom and your own professional development.

This guide will show you how simple it can be to use Edmodo to:

Connect

Assess

Personalize

Explore



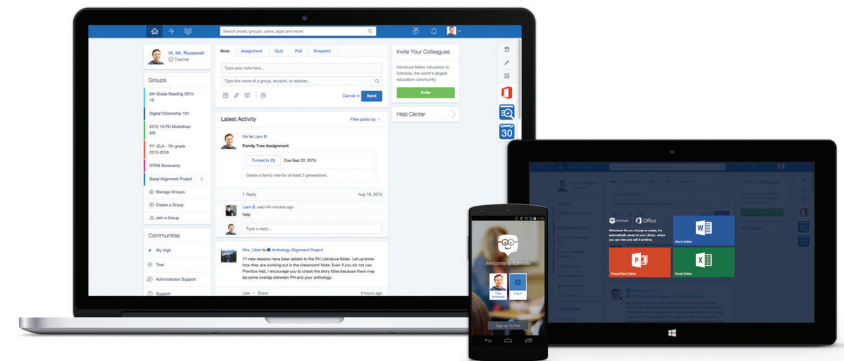
Get Started

Sign Up for Edmodo

If you want to leap educational technology in a single bound, it's important to build up the right momentum. Edmodo gives you a running start when you:

1. **Create a teacher account.** Available online and for Android™, iOS®, and Windows®, creating an Edmodo account is free for teachers, students, and parents.
2. **Identify your school.** Every superhero has a base of operations. Tell us where yours is located and find other superheroes in your midst.
3. **Complete your profile.** Upload a photo, share your backstory, and reveal your true identity to our worldwide community!

Once you're set up, you have access to everything you need to supercharge your classroom and your teaching.



Superhero Secret:

Download [Edmodo for your mobile device](#) and experience the power of edtech on the go, whenever and wherever you want.

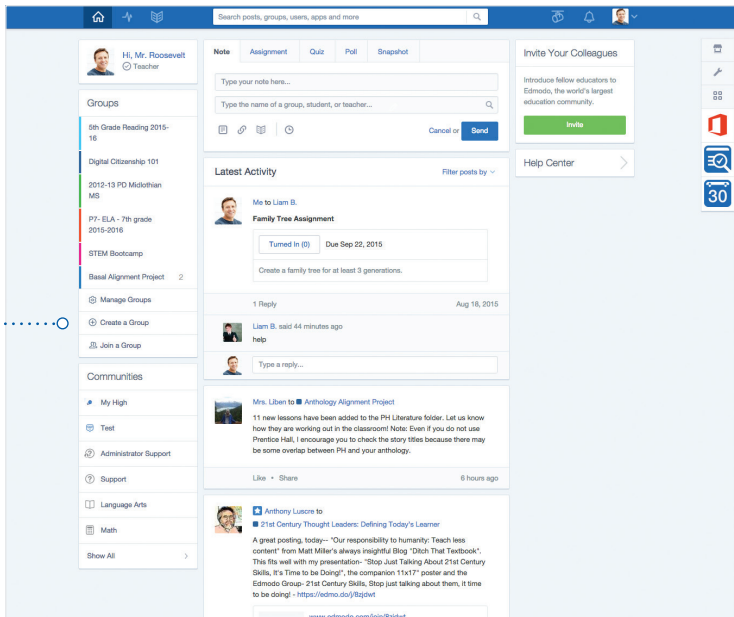
Connect

Create Online Groups

To make the most of technology, you need an online command center. When you [create a Group on Edmodo](#), it's easy to take learning beyond the classroom.

1. Click **+** **Create a Group** in the Groups column on your Edmodo homepage
2. Enter a Group name, grade level, and subject area
3. Repeat for as many Groups as you'd like; there's no limit to the learning on Edmodo

Groups are a great way to get your classroom connected and increase sharing, engagement, participation, and self-expression—all in a private, closed setting.



Invite Group Members

Make everyone feel like they're part of your latest mission. Ask students and parents to join your Group—one so exclusive, only those who know the secret protocol can belong.



Group Code. A unique, six-character code that automatically adds students to its respective Group. [Codes lock in 14 days](#) (but can still be used as a [join request](#)) to help keep your superhero headquarters as safe and secure as possible.



Join URL. A one-of-a-kind web address that gives you complete control over which students get added to a Group. URLs never change and allow you to [moderate and approve individual requests to join](#).



Parent Code. A unique code that links parents to a particular student to give them visibility into what's happening in the classroom. [Parent accounts](#) help make sure whatever you teach during the day gets reinforced at night.

Whichever way you decide to recruit, you can use each to [help students sign up for Edmodo](#), [have students join from an existing account](#), or invite families to download the Edmodo for Parents app for [iPhone](#) or [Android](#).






Superhero Secret:

Only distribute your Group Code or Join URL within your classroom, and [lock your Group Code](#) once all members have joined. Keeping unlocked codes off public websites, blogs, and social media keeps you in control of who joins your Group.

Assess

Gauge Student Growth

With paperless ways to manage homework, and see where students stand—all in one place—Edmodo will make you feel like you really do have superpowers.

-  **Assignments.** Say goodbye to that stack of papers on your desk. You can post lessons and have students turn them in on Edmodo, all with a couple clicks of a button.
-  **Quizzes.** Create your own assessments in a variety of ways: multiple choice, true/false, fill in the blank, and more. Then, sit back while Edmodo does all the grading.
-  **Snapshot.** Take the guessing out of assessing grades 3-12 Math or ELA. Pick your standard(s) and Snapshot does the rest, generating formative micro-assessments and feedback for you.

You decide when and where to use Edmodo; it works on your schedule and its flexibility makes it easy to integrate into your classroom's current workflow.





Superhero Secret:









Use Snapshot at the beginning of a new grading period to see what your students know (and what they don't). Snapshot is great as a warm-up, exit ticket, or both, so you know which lessons are making an impression and where students need more of your attention.

Monitor Learning Outcomes

With everything on one platform, Edmodo powers up what you're already doing in the classroom, so all you have to focus on is teaching.

-  **Progress.** Give grades and feedback in an instant. When students turn in homework, this is your one-stop-spot to follow and oversee their development.
-  **Badges.** Motivate students and recognize performance. Choose from a pre-designed set, or create ones of your own to reward positive behavior.

Whether it's homework, participation, or attendance, you can manage it all on Edmodo and inspire students to discover superpowers of their own.

Progress / 5th Graders					
		Grades	Badges	Insights	
		Add a Badge to this Group			
					
Student	Total	Bravo!	Completed	Gamestar/Edmodc	Treasure Map
 Jamie Benson	3/4	✓	✓		✓
 Liam Boyle	3/4	✓		✓	✓
 Anne Brandis	3/4	✓	✓		✓
 Jonah Buttons	2/4		✓	✓	
 Charlie Chaplin	2/4		✓		✓
 Kynedi Johnson	2/4	✓			✓
 Yousra Kamoona	2/4		✓	✓	

Personalize

Keep Students Captivated

Kids already love and understand technology. If trying to keep up feels like your own brand of kryptonite, here are some ideas to help you get started:



Send a Note. Post a message to your Group or a Group's parents, and initiate a collaborative discussion by asking them to [type a Reply](#) and/or "like" it.

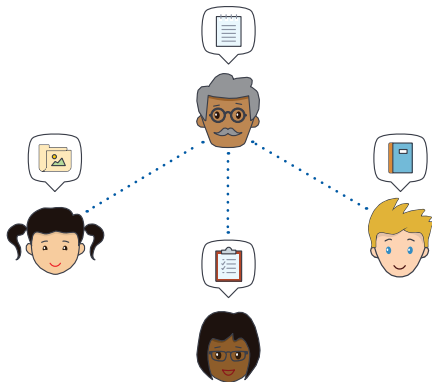


Conduct a Poll. Want to know what students think of a current event, or today's lunch special? You can ask for their opinions and [view Poll results](#) right on Edmodo.



Build a digital Library. Store, organize, and share unlimited files, links, and more. Everything is always available to lend or borrow—no due dates or quiet zones required.

When you tap into the power of learning made social, students get hooked and you have a way to keep them engaged in and out of the classroom.



Superhero Secret:

Set expectations, establish parameters around appropriate content, and implement guidelines for posting behavior and etiquette. Find information on best practices, digital citizenship, and more, in our [Classroom Rollout Resources](#).

Customize Learning Experiences

Every superhero knows knowledge really is power. Now that you understand what you have to work with and what students need to work on, you can differentiate your lesson plans with:



Small Groups. Organize students into study or project-based Groups, create targeted assessments for one student or several, and foster collaboration to improve outcomes.



Resource Posts. Distribute follow-up materials and initiate discussions; attach links, images, folders, and more from your computer, Edmodo Library, or [Google Drive](#).

By offering ways for you to give students individualized attention, Edmodo helps you take their learning up, up, and away.



Explore

Showcase Classroom Successes

Even superheroes need help from time to time, so we created [Edmodo Spotlight](#)—a destination where the best ideas in education shine. One where you can:



Upload, share, or even sell your original educational content



Discover free and premium tools, apps, games, and more



Create collections of your favorite resources

Next time you need lesson content, let your fellow superheroes come to the rescue—everything on Spotlight has been tried and tested by educators just like you.



Superhero Secret:

Resources help you gamify learning, review concepts, and help students understand new material in a fun, interactive way. Spotlight is connected to core Edmodo features and can be integrated directly into Groups, assignments, and more.

Build Your PLN

Form alliances within our worldwide league of education superheroes. Connect, collaborate, and share to power up your professional learning network.



Follow Communities. Ask questions and get answers, ideas, and connections for a variety of subject areas and topics at every grade level.



Create and join PD Groups. Educators are students, too. Use Edmodo to get (or give) advice and support to fuel your professional growth.

With a network that stretches from California to Cambodia, Edmodo offers help and perspective from the people who know you best: other teachers (ahem, superheroes).

.....

You may not have a mask or a cape (or, do you?), but now you know how to harness the power of technology in your classroom.

So go out there and exert your most extraordinary power of all: **shaping the future.**

